

# WATER SUPPLY & SERVICE AREA



**3.1 MAFY** Apportionment

 **2.6** MAFY Present Perfect Rights

 **≈500,000** AFY QSA Conservation

 **1,563** Square Mile Water Service Area

 **448,000+** Irrigated Acres

 **97%** Agriculture Use



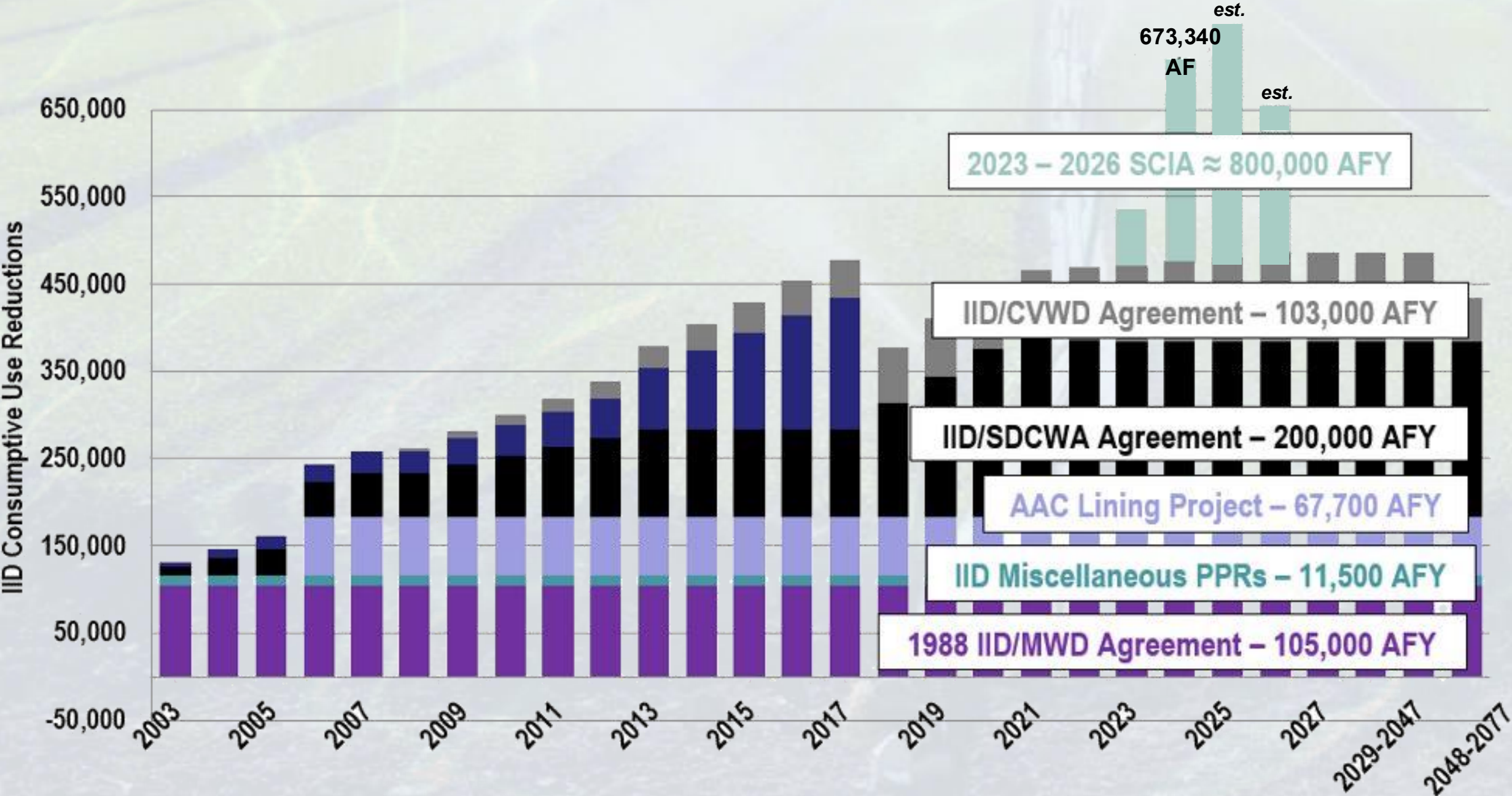
**IID** "What's Growing On" Video Series



# CONSERVATION

>9.1 MAF

2003-2025 Total Verified Conservation



- 50% more water savings than IID's 2025 QSA conservation obligations
- In 2025, SCIA and OFECP conservation together generated water savings equivalent to more than 23% of IID's 3.1 MAFY entitlement.

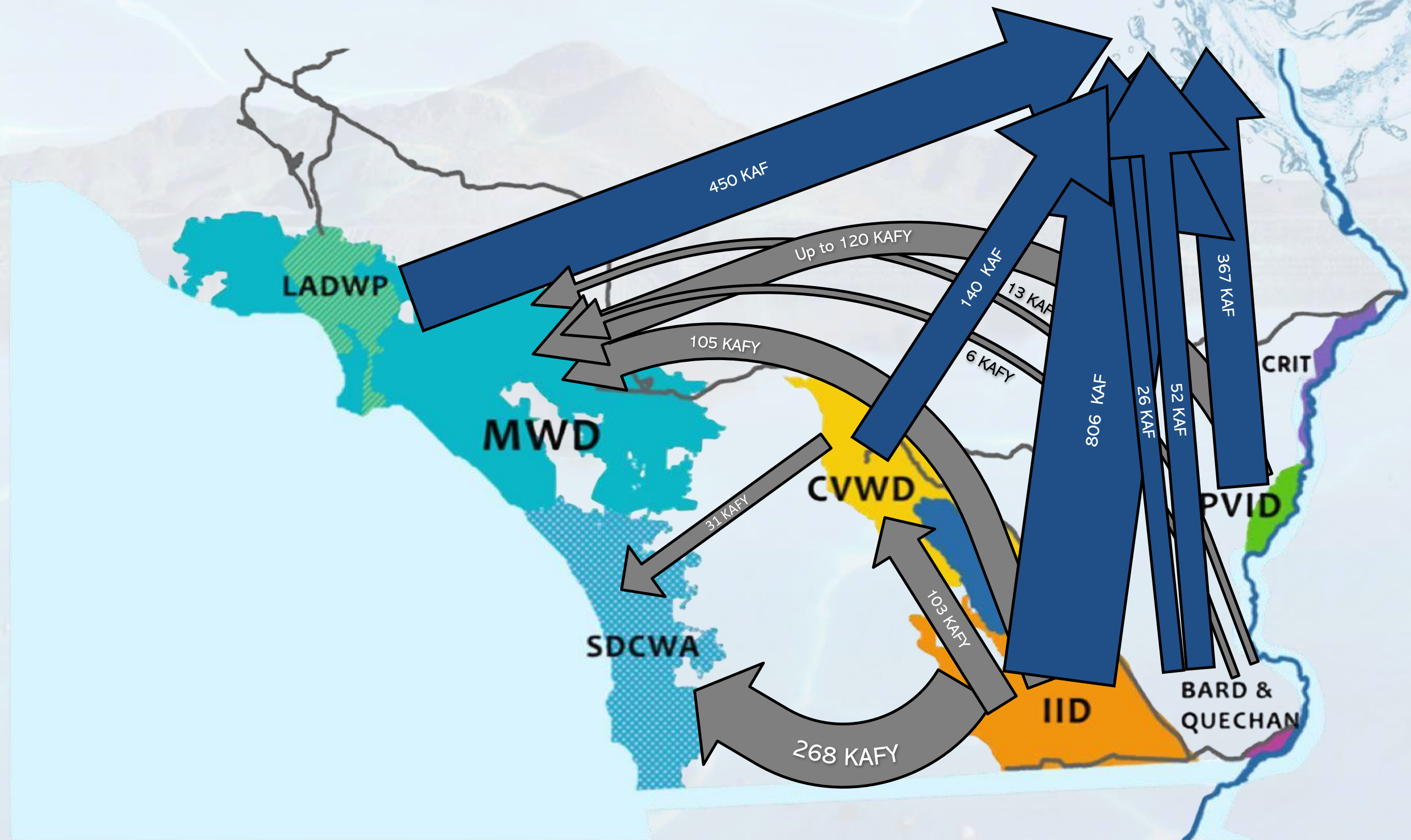


# COLLABORATION

California's  
Intrastate Conserved Water  
Transfer Collaborations  
(≈ 650 KAFY)

IID/MWD	105 KAFY
PVID/MWD	Up to 120 KAFY
IID/CVWD	103 KAFY
IID/SDCWA	268 KAFY
Quechan/MWD	13 KAFY
BARD/MWD	6 KAFY
CVWD/SDCWA	31 KAFY

2022 – 2026 Lake Mead  
System Conservation  
(≈ 1.9 MAF) Est.





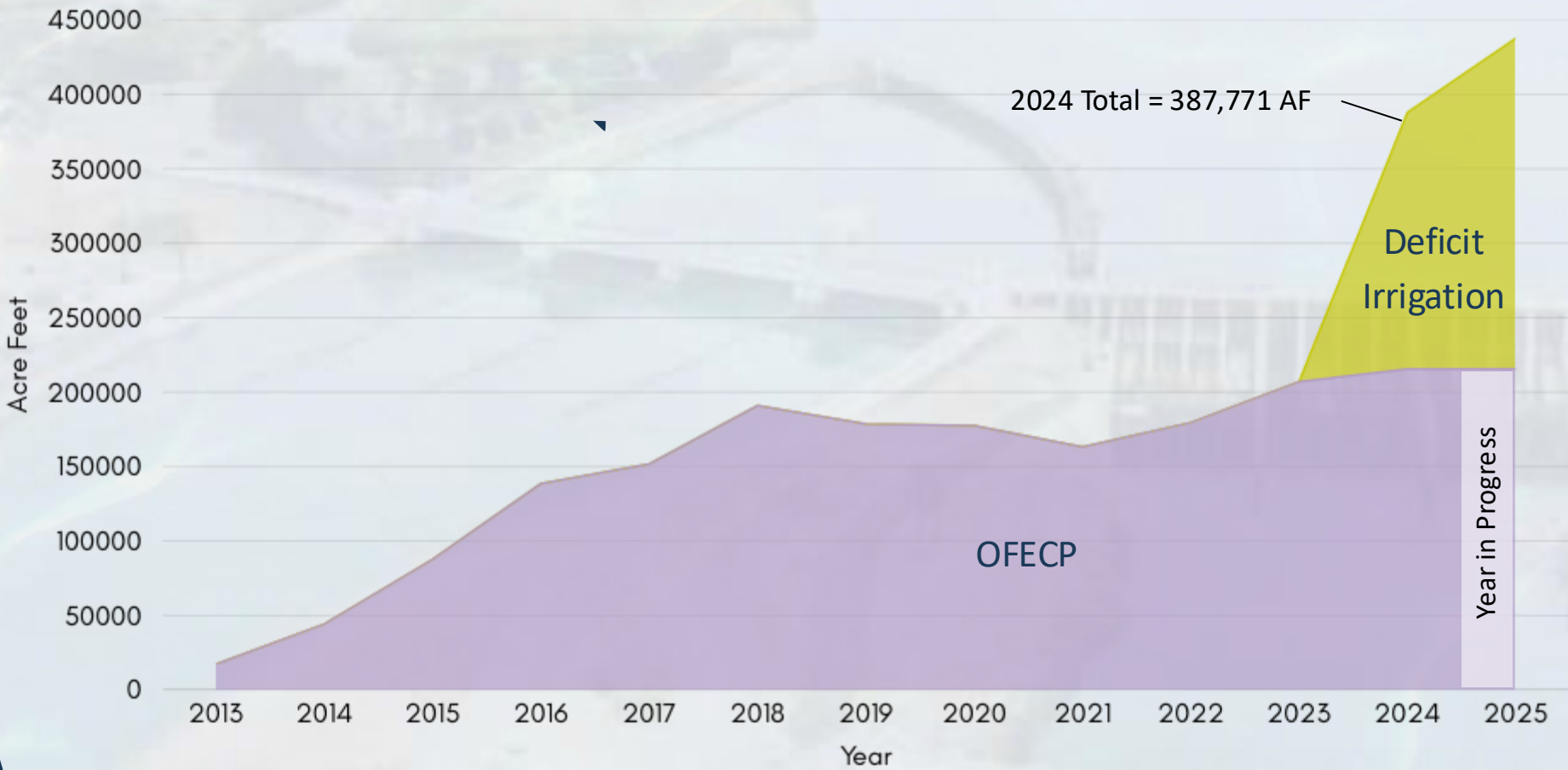
# GROWER PROGRAMS



## On-Farm Efficiency Conservation Program

## Deficit Irrigation Program

Annual Water Conserved  
Through Grower Programs (AFY)



**2.3 MAF**

Conserved in 2013 -2025 Grower Programs

2024  
**215,382** AF  
376,289 Acres


2025  
**TBD** AF (In Progress)  
397,348 Acres

2024  
**172,389** AF  
154,245 Acres

2025  
**222,274** AF  
150,520 Acres



# System Conservation 2023-2026



# Conservation Summary 2003-2025

